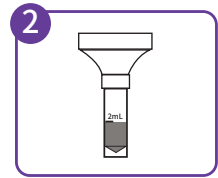


SUNTRINE[®]

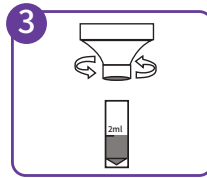
Saliva sample collector



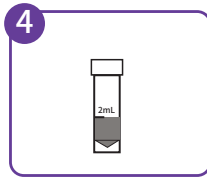
30 minutes before collecting a saliva sample, please rinse off the debris in the oral cavity with drinking water, and press the tongue against the root of the upper or lower jaw to gather the saliva.



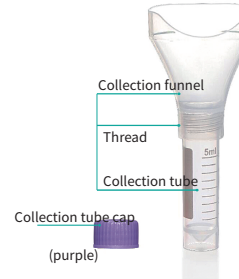
Gently spit saliva into the collection funnel until the liquid saliva (not bubbles) reaches the 2ml fill line saliva.



Hold the tube upright with one hand. Use the other hand to unscrew the tube upright.




Tighten the collection tube with the small purple cap of the saliva preservation tube.



Intended Use:
Collection, transportation
and storage of saliva samples

Collection precautions:

This kit does not contain preservation solution and is dedicated to collect native saliva only.

 0523-86161266

 service@suntrine.com

 No. 420 Jianggao Avenue, Taizhou Medical High-tech Zone

 www.suntrine.com

Storage conditions:



Store at -20-5°C



Expiration Date



Consult instruction for use



Batch code



Keep dry

Fragile, handle with care



Do not reuse



Store in this position only. Keep upright



In vitro diagnostic medical device



Date of Manufacture



Authorized representative in the European Community



Keep away from sunlight



Expiration Date



CE Mark



Manufacturer

Storage conditions:



EU Representative: Kingsmead Service B.V.

Address: Zonnehof 36, 2632 BE, Nootdorp, Netherland

Tel: +31(0)646571005

E-mail: office@kingsmead-service.com

